



Light Measurement Report

Print date: 10/22/2025

Measurement date and time: 9/29/2025 3:20:36 PM – Measurement no. VFR-250929-0172-MS

Operator: Shawn Blaszak

Tested Light Source

Product Name	Dram: DR-S-PC106_PC47-MTP-27-1_10V_UNV
Manufacturer	RBW
Product Description	Dram-S-Satin Black_Salem Gold-Matte PET-2700K-1% Dimming, 0-10V Control, 120V-277V "Universal Input" (Driver External), Input Current: 300mA, Driver Model: ERP ESS-15W-0300-42



Light Quality

CRI: 90.8

Color Temperature

2456 K

Color Match

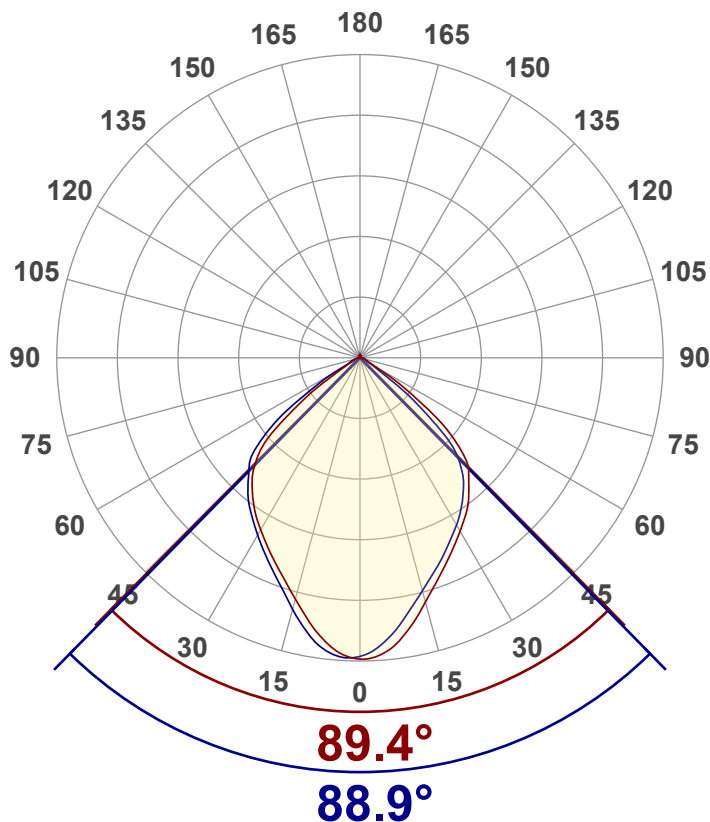
CIE1931
x: {CIEx#}
y: {CIEy#}

Summary of Results

Total Lumen Output	802 lm
Luminaire Efficacy	47 lm/W
Peak Intensity and Beam Angle	484 cd - 89.3°
Color Rendering TM13-18	R _r 90.9 – R _g 98.4
Color Shift, CIE duv	Duv 0.0005
MacAdams Steps	3
Flicker	SVM 0.42 – PstLM 0.01
Input Power, Power and Displ. Factors	17.0 W – PF 0.99 – DPF 1.0
Input RMS Voltage and Current	119 V – 0.143 A
Frequency of Input Power	60 Hz

Luminous Intensity diagram

Unit: 0-100% of peak intensity



Main Values

Output (total Lumen)	802 lm
Lumen Up% / Down%	1.34% / 98.66%
Peak Intensity	484 cd
Beam Angle (50%-FWHM)	89.26°

Cut-off Angle

Average 2,5%	135°
--------------	------

Field Angle

Average 10%	116.5°
-------------	--------

Intensity Ratio

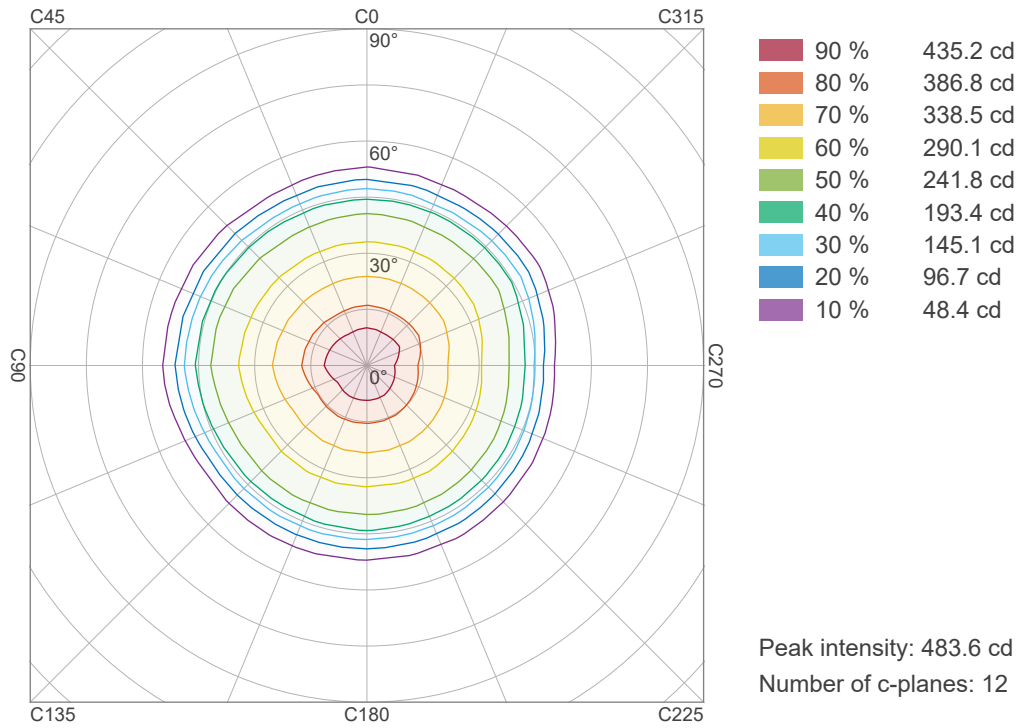
In 120° cone	95.5%
In 90° cone	74.2%

C000-C180

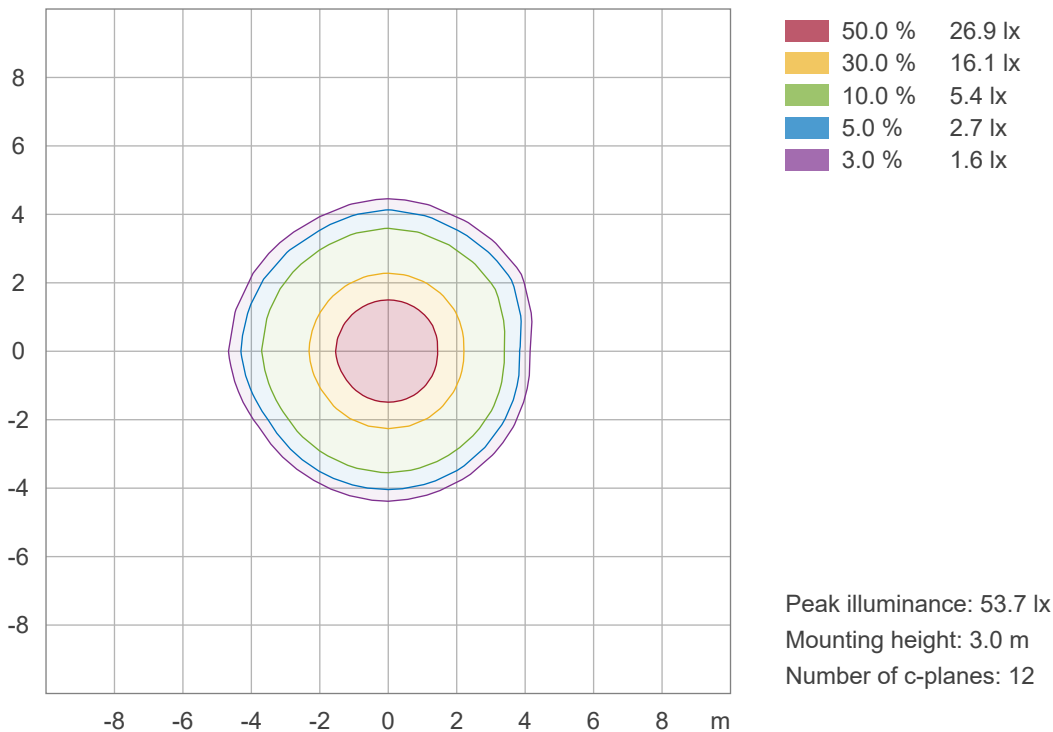
C090-C270



Iso-intensity Diagram (Iso-candela)



Iso-illuminance Diagram (Iso-lux)





Light Measurement Report

Print date: 10/22/2025

Measurement date and time: 9/29/2025 3:20:36 PM – Measurement no. VFR-250929-0172-MS

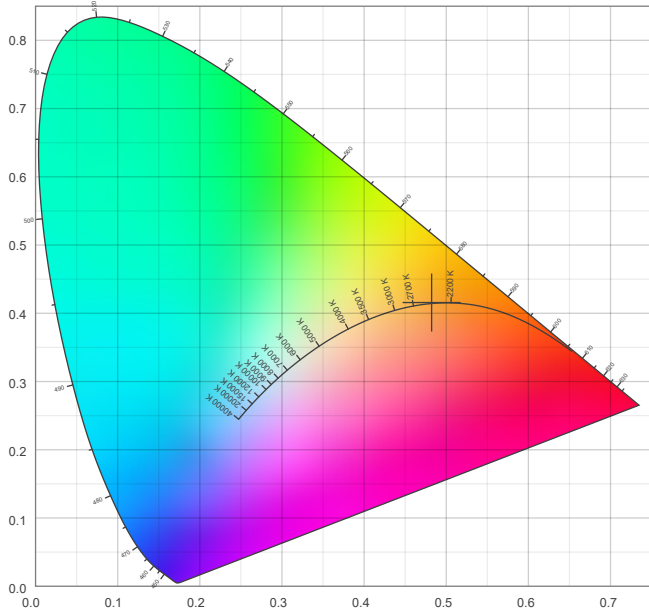
Operator: Shawn Blaszk

Color details

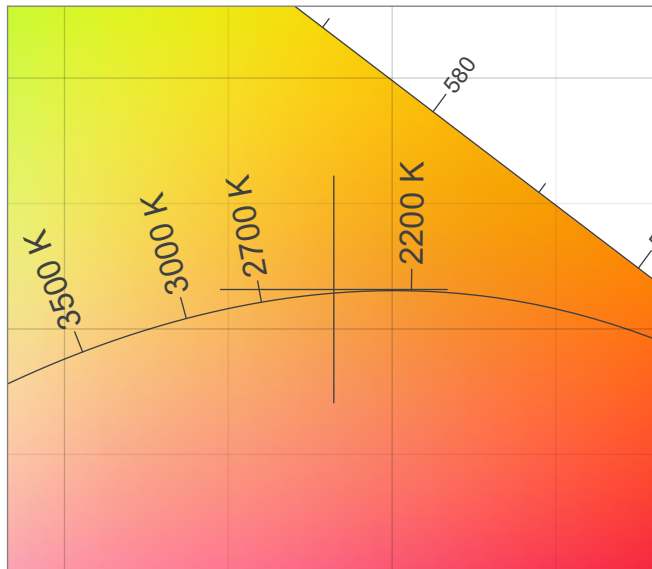
Correlated Color Temperature, Target CCT = 2456 K
Correlated Color Temperature, Measured CCT = 2456 K
Color Rendering Index CRI 90.8
Color Rendering Index, R9 (red component) R9 = 47.7
Color Rendering TM30-18 R_f 90.9 – R_g 98.4
Color Quality Scale CQS = 87.8

MacAdam Steps 3
Color coordinates CIE 1931 (x;y) = (0.482;0.416)
Color coordinate CIEs 1960 (u;v) = (0.275;0.355)
Color deviation from BBL Duv = 0.0005
Color coordinate CIEs 1976 (CIELUV)(u';v') = (0.275;0.533)

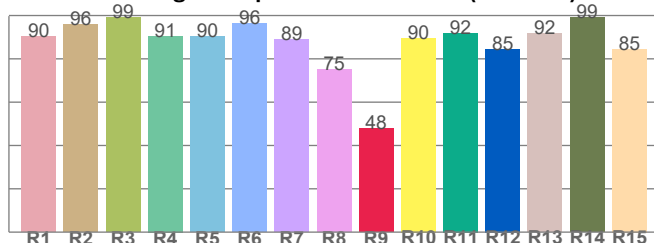
CIE 1931



CIE 1931 – zoomed on Planckian locus



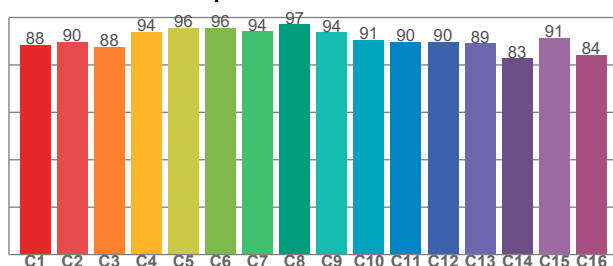
Color Rendering Index per reference color (CIE 1995)



CRI R values, only R1-R8 are used to calculate final CRI value

R1	R2	R3	R4	R5	R6	R7	R8	R9	R10	R11	R12	R13	R14	R15
90.4	95.7	99.0	90.5	90.4	96.2	88.9	75.2	47.7	89.7	91.9	84.5	91.8	99.2	84.5

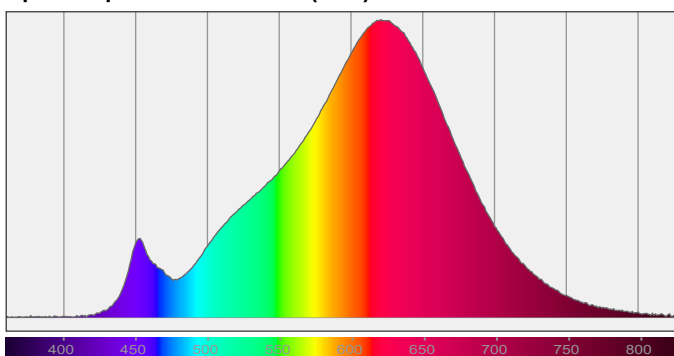
TM30-18 R_f-values per hue bin



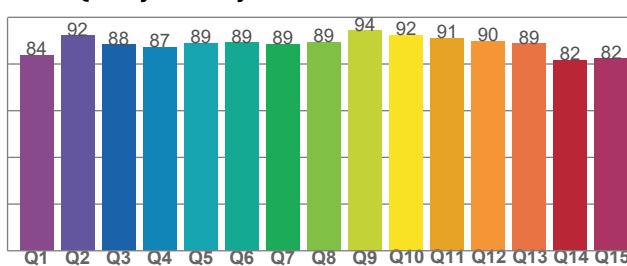
TM30 C values, 16 binned values out of total of 99 C values

C1	C2	C3	C4	C5	C6	C7	C8	C9	C10	C11	C12	C13	C14	C15	C16
88.3	89.6	87.5	93.9	95.6	95.6	94.2	97.1	93.8	90.5	89.6	89.8	89.0	82.7	91.3	84.3

Spectral power distribution (SPD) / W/nm – 0-100%



Color Quality Scale by reference color



CQS Q values

Q1	Q2	Q3	Q4	Q5	Q6	Q7	Q8	Q9	Q10	Q11	Q12	Q13	Q14	Q15
83.7	92.2	88.3	87.2	88.9	89.1	88.5	89.5	94.3	92.2	91.2	89.9	88.8	81.7	82.3



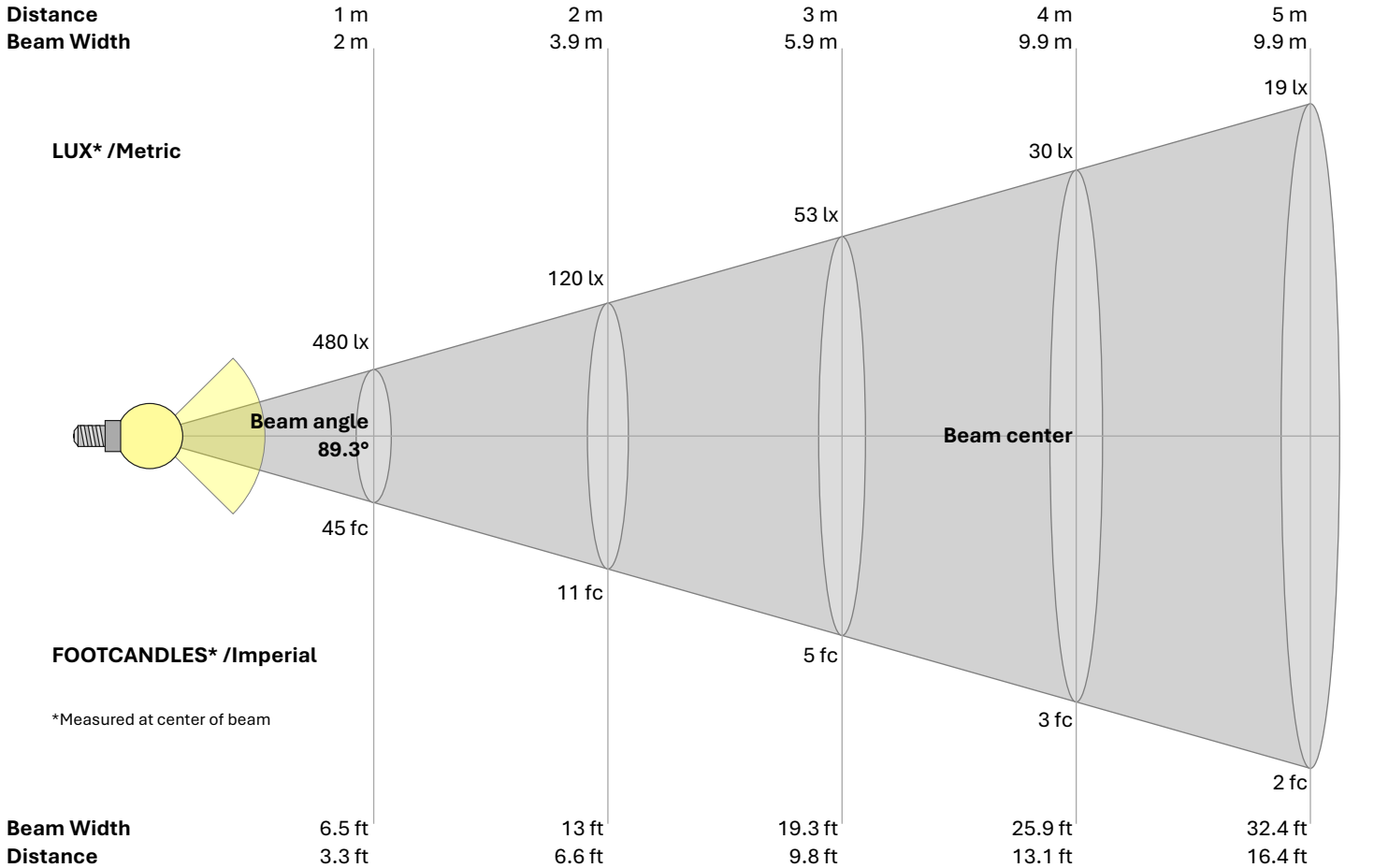
Light Measurement Report

Print date: 10/22/2025

Measurement date and time: 9/29/2025 3:20:36 PM – Measurement no. VFR-250929-0172-MS

Operator: Shawn Blaszk

Beam Details



1	2	3	4	5	6	7	8	9	10	11	12	13	14	15	16	17	18	19	20	m
3.3	6.6	9.8	13.1	16.4	19.7	23	26.2	29.5	32.8	36.1	39.4	42.7	45.9	49.2	52.5	55.8	59.1	62.3	65.6	ft
480	120	53	30	19	13	10	7	6	5	4	3	3	2	2	2	2	1	1	1	lux
44.6	11.1	5	2.8	1.8	1.2	0.9	0.7	0.6	0.4	0.4	0.3	0.3	0.2	0.2	0.2	0.2	0.1	0.1	0.1	fc

Intensities in 0° c-plane

0°	5°	10°	15°	20°	25°	30°	35°	40°	45°	50°	55°	60°	65°	70°	75°	80°	85°	90°	95°	γ
480	472	443	406	374	346	322	299	272	242	185	102	36	16	10	7	4	2	0	0	cd
100%	98%	92%	85%	78%	72%	67%	62%	57%	51%	39%	21%	8%	3%	2%	1%	1%	0%	0%	0%	of 0°val

Intensities in 90° c-plane

0°	5°	10°	15°	20°	25°	30°	35°	40°	45°	50°	55°	60°	65°	70°	75°	80°	85°	90°	95°	γ
480	456	422	388	359	334	310	285	257	215	139	59	21	12	9	6	3	2	1	1	cd
100%	95%	88%	81%	75%	70%	65%	59%	54%	45%	29%	12%	4%	2%	2%	1%	1%	0%	0%	0%	of 0°val

Intensities in 180° c-plane

0°	5°	10°	15°	20°	25°	30°	35°	40°	45°	50°	55°	60°	65°	70°	75°	80°	85°	90°	95°	γ
480	469	438	401	370	343	319	295	269	235	176	89	29	14	11	7	4	2	1	1	cd
100%	98%	91%	84%	77%	72%	66%	62%	56%	49%	37%	19%	6%	3%	2%	1%	1%	0%	0%	0%	of 0°val

Intensities in 270° c-plane

0°	5°	10°	15°	20°	25°	30°	35°	40°	45°	50°	55°	60°	65°	70°	75°	80°	85°	90°	95°	γ
480	476	454	418	383	354	329	305	280	250	207	132	55	18	11	8	5	2	1	0	cd
100%	99%	95%	87%	80%	74%	69%	63%	58%	52%	43%	27%	12%	4%	2%	2%	1%	1%	0%	0%	of 0°val